

Market Maps

Bob Dickey, Technical Analyst
Private Client Research Group
September 2010



RBC Wealth Management

**Priced as of September 2, 2010, market close, ET,
unless otherwise specified.
For Disclosures, see pages 13-15.**



DJIA with **4-month** and **13-month** Moving Averages





DJIA with **4-month** and **13-month** Moving Averages



Chart courtesy of Bigcharts.com and RBC Wealth Management



Long-Term Market Cycles 1925-2010

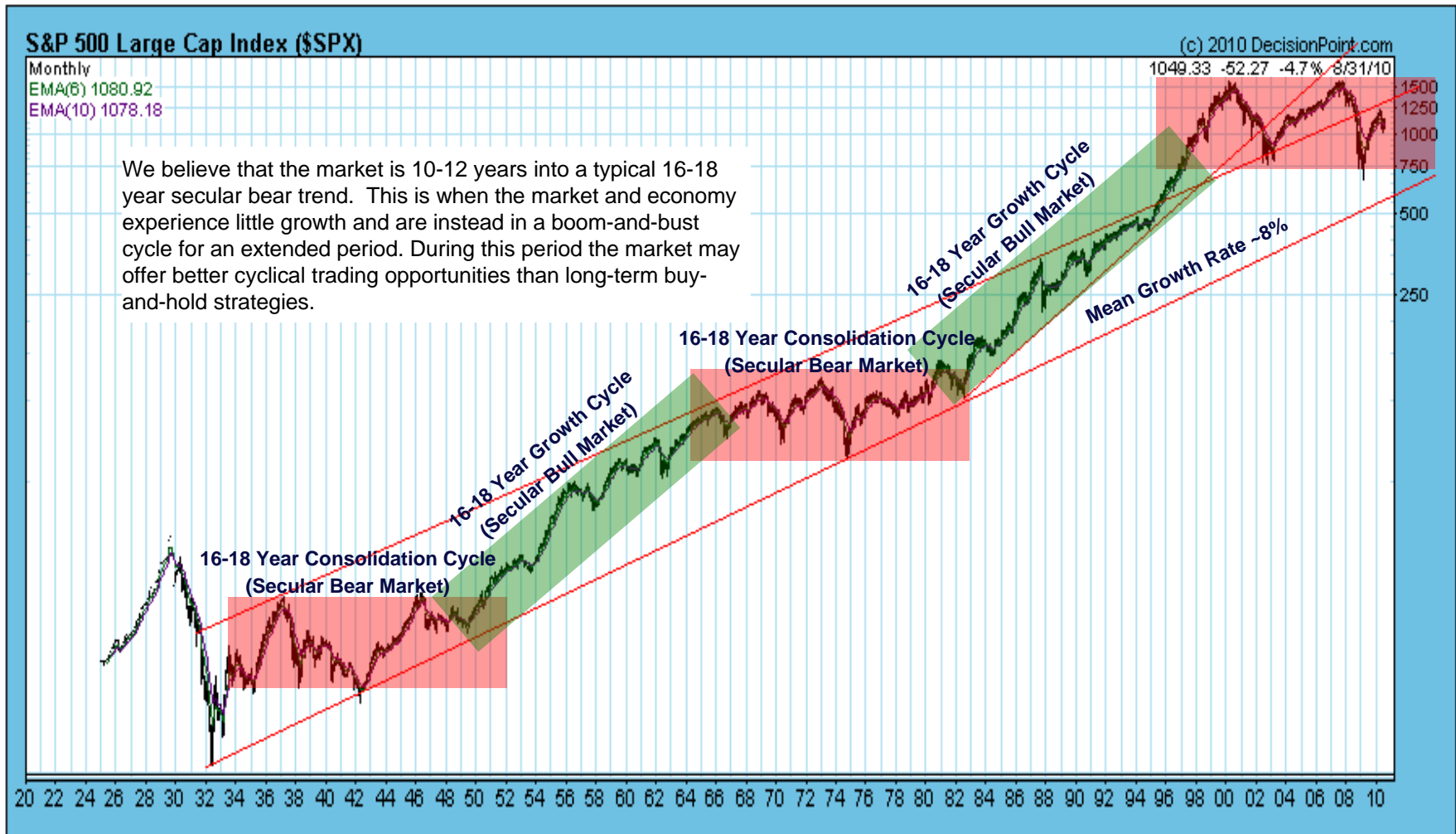
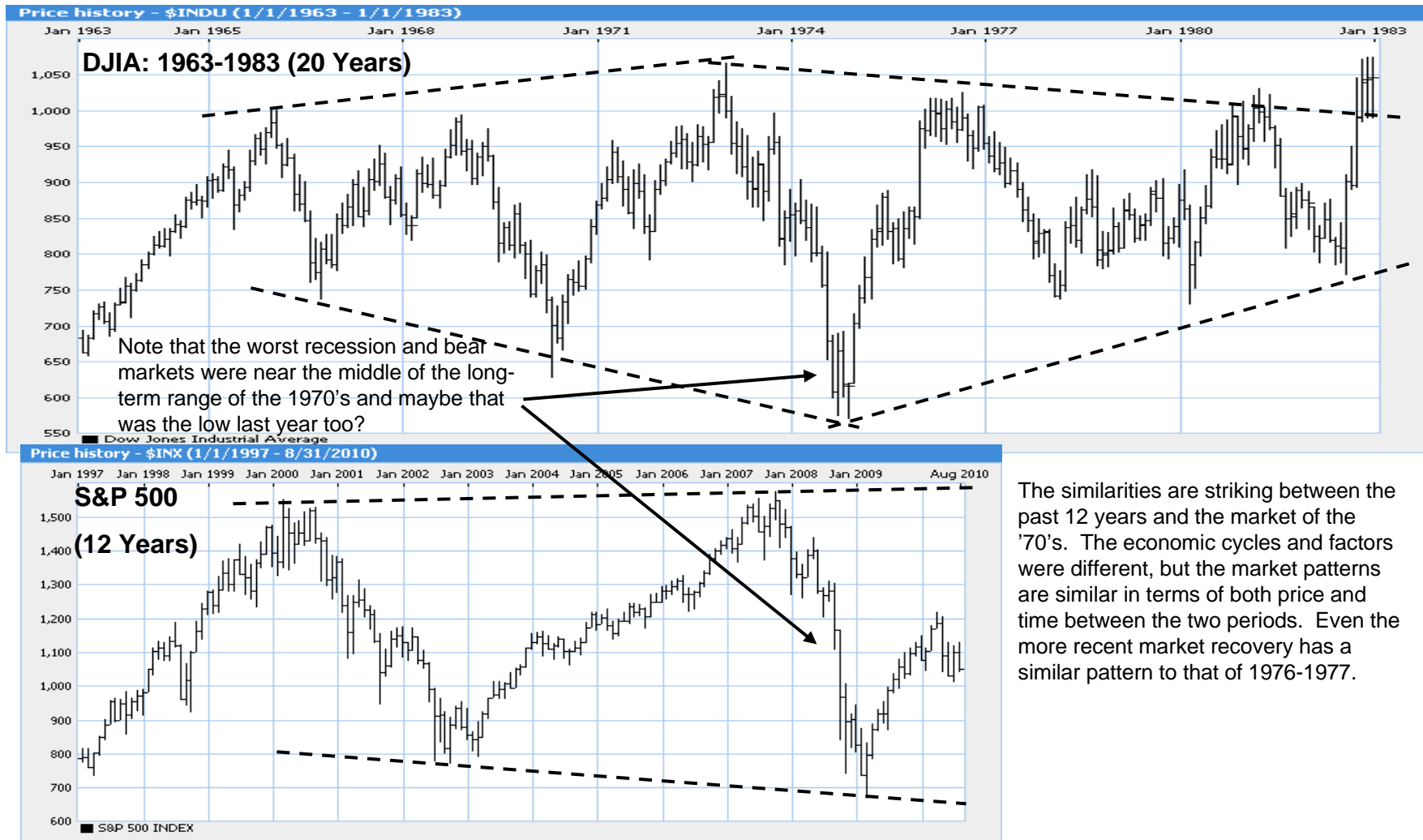


Chart courtesy of Decisionpoint.com and RBC Wealth Management

September 2010

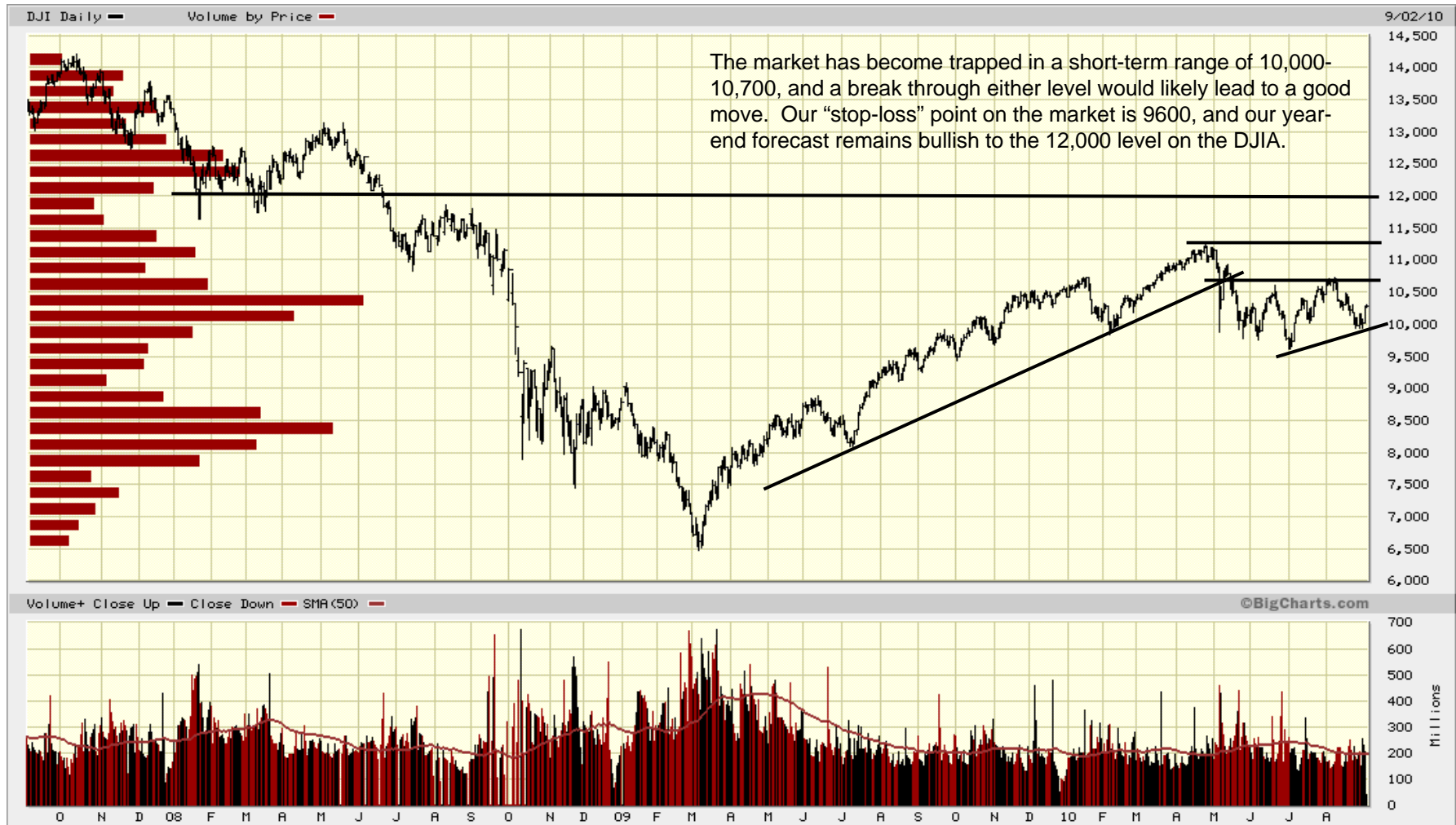


Looks like the 70's Again





The Short-Term Market – DJIA 3 Years





Sector Rotation Model

Typical best-performing stock groups during different stages of the economic and market cycle

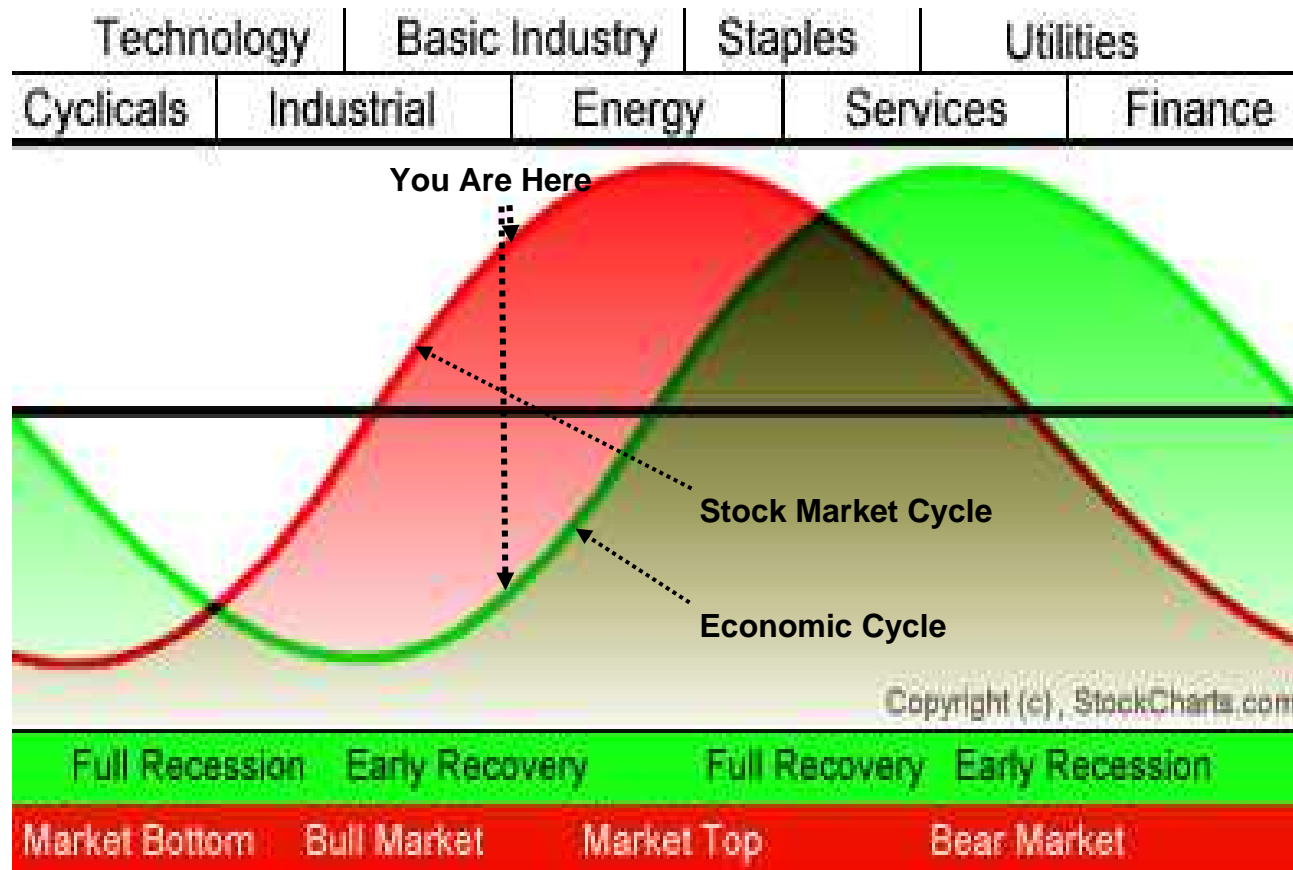
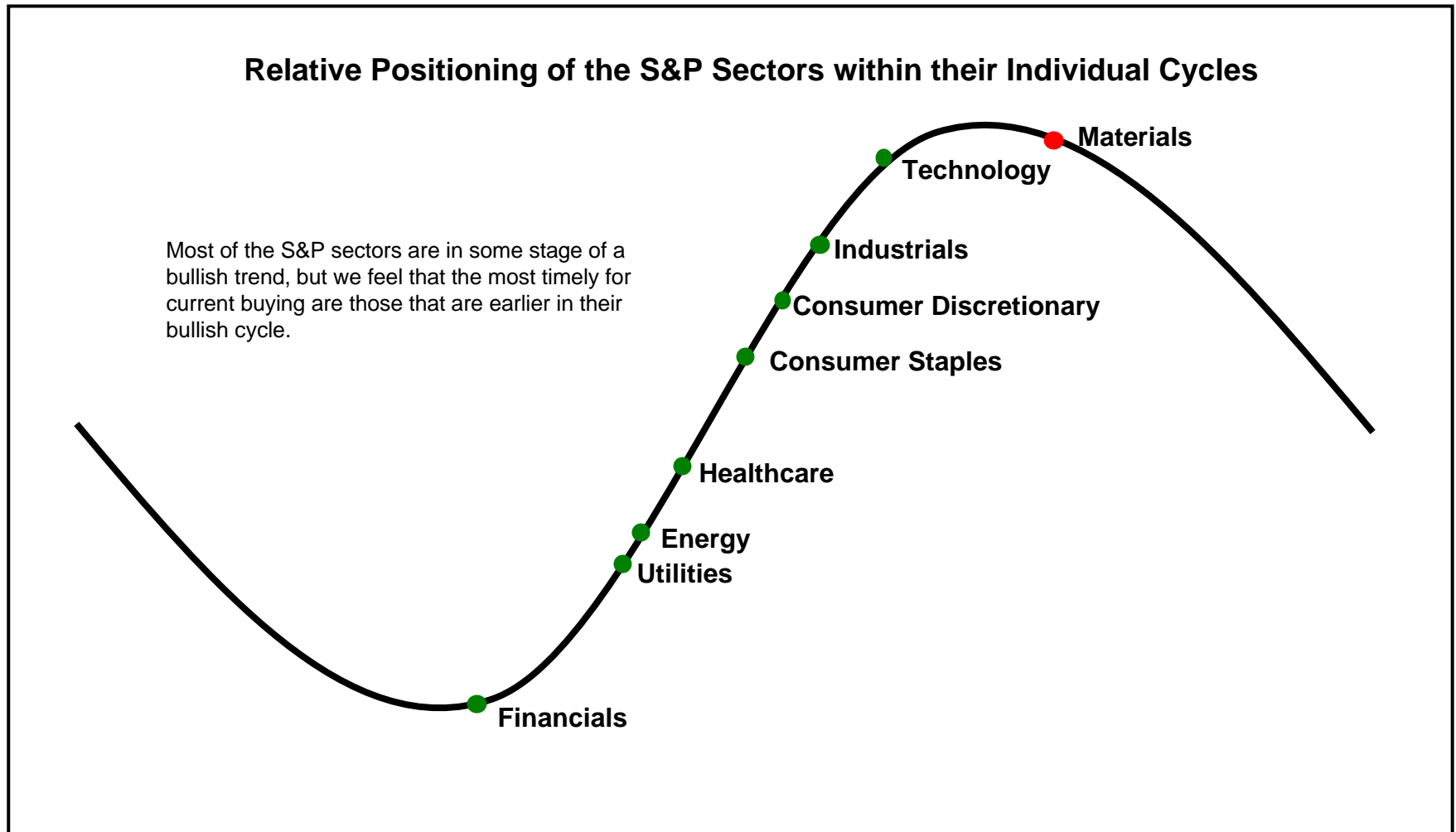


Chart courtesy of StockCharts.com and RBC Wealth Management



Nine S&P Sectors Cycle Positions

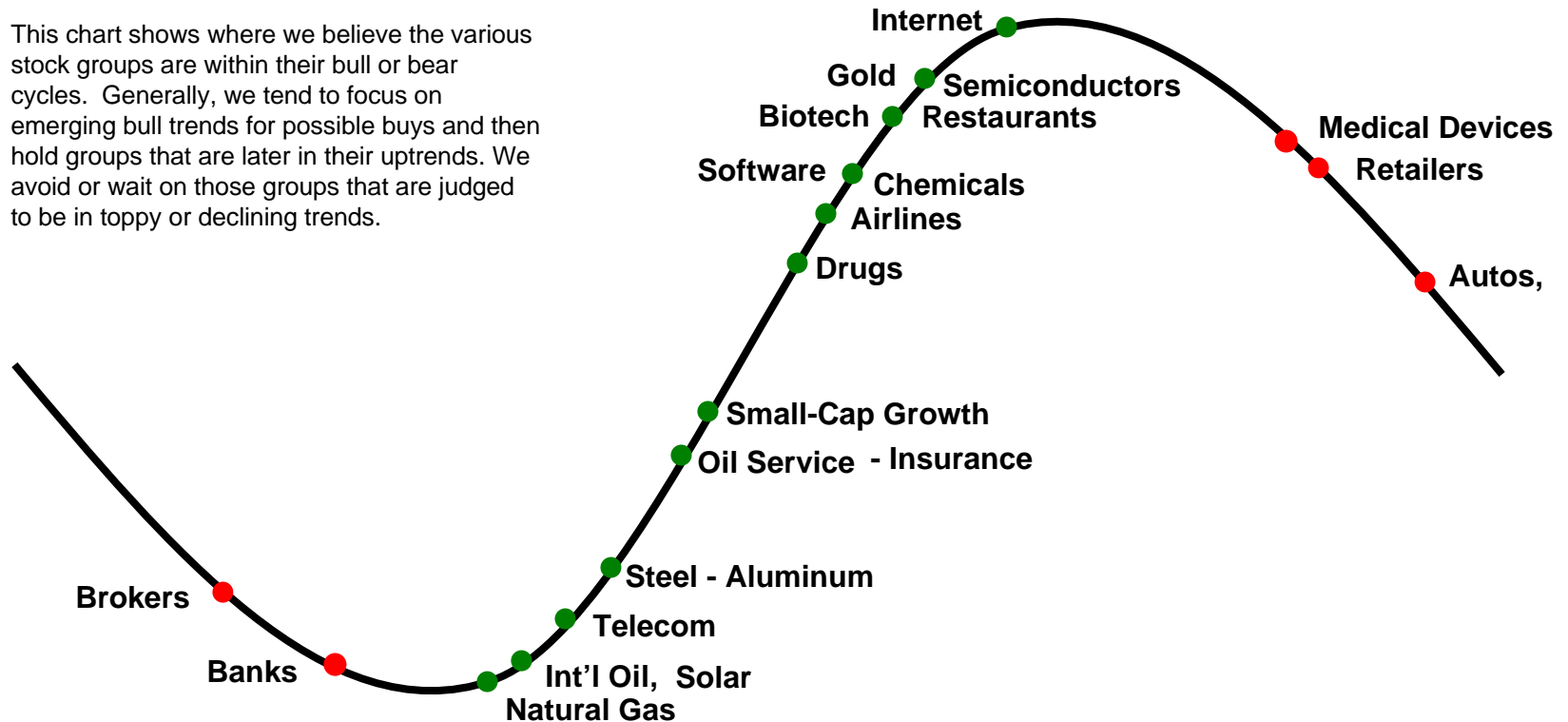




Select Groups Cycle Positions

Our Relative Positioning of Groups of Interest within their Individual Bull and Bear Cycles

This chart shows where we believe the various stock groups are within their bull or bear cycles. Generally, we tend to focus on emerging bull trends for possible buys and then hold groups that are later in their uptrends. We avoid or wait on those groups that are judged to be in topy or declining trends.





Gold – 5 Years



Chart courtesy of Decisionpoint.com and RBC Wealth Management



Oil – Five Years

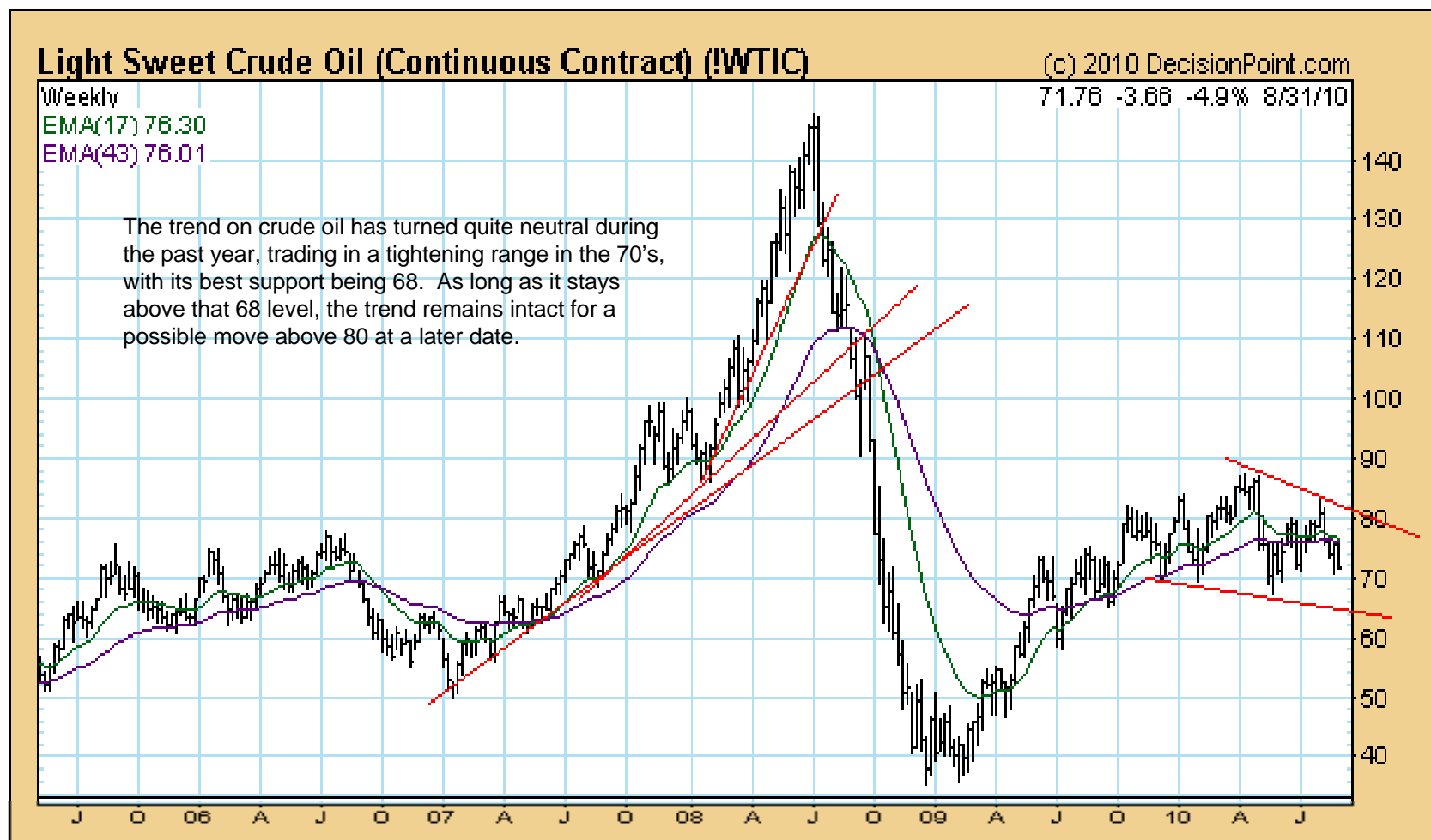


Chart courtesy of Decisionpoint.com and RBC Wealth Management



Ten-Year Treasury Note Yield for 45 Years

CBOE Interest Rate 10-Year T-No

■ ^TNX - Monthly

Aug 31, 2010



© Yahoo!



Disclosures

Analyst Certification

All of the views expressed in this report accurately reflect the personal views of the responsible analyst(s) about any and all of the subject securities or issuers. No part of the compensation of the responsible analyst(s) is, or will be, directly or indirectly, related to the specific recommendations or views expressed by the responsible analyst(s) in this report.

Important Disclosures

RBC Wealth Management is a division of RBC Capital Markets Corporation, which is an indirect wholly-owned subsidiary of the Royal Bank of Canada and, as such, is a related issuer of Royal Bank of Canada.

In the event that this is a compendium report (covers six or more companies) RBC Wealth Management may choose to provide important disclosure information by reference. To access these disclosures, clients should refer to <http://www.rbccm.com/GLDisclosure/PublicWeb/DisclosureLookup.aspx?EntityID=2> to view disclosures regarding RBC Wealth Management and its affiliated firms. Such information is also available upon request to RBC Wealth Management Research Publishing, 60 South Sixth Street, Minneapolis, MN 55402.

References to a Recommended List in the recommendation history chart may include one or more recommended lists or model portfolios maintained by RBC Wealth Management or one of its affiliates. RBC Wealth Management recommended lists include the Prime Opportunity List (RL 3), a former list called the Private Client Prime Portfolio (RL 4), the Prime Income List (RL 6), the Guided Portfolio: Large Cap (RL 7), and the Guided Portfolio: Dividend Growth (RL 8). RBC Capital Markets recommended lists include the Strategy Focus List and the Fundamental Equity Weightings (FEW) portfolios. The abbreviation 'RL On' means the date a security was placed on a Recommended List. The abbreviation 'RL Off' means the date a security was removed from a Recommended List.

Distribution of Ratings

For the purpose of ratings distributions, regulatory rules require member firms to assign ratings to one of three rating categories - Buy, Hold/Neutral, or Sell - regardless of a firm's own rating categories. Although RBC Wealth Management's ratings of Top Pick/Outperform, Sector Perform and Underperform most closely correspond to Buy, Hold/Neutral and Sell, respectively, the meanings are not the same because our ratings are determined on a relative basis (as described below).

Rating	Count	%	Banking Services	
			Count	%
Buy (TP/O)	622	49.28	187	30.06
Hold (SP)	575	45.74	122	21.22
Sell (U)	60	4.77	10	16.67

Definitions of Rating Categories

An analyst's "sector" is the universe of companies for which the analyst provides research coverage. Accordingly, the rating assigned to a particular stock represents the analyst's view of how that stock will perform over the next 12 months relative to the analyst's sector, but does not attempt to provide the analyst's view of how the stock will perform relative to: (i) all companies that may actually exist in the company's sector, or (ii) any broader market index.



Disclosures

Ratings:

Top Pick (TP): Represents analyst's best ideas in Outperform category; expected to significantly outperform sector over 12 months; provides best risk-reward ratio; approximately 10% of analyst's recommendations.

Outperform (O): Expected to materially outperform sector average over 12 months.

Sector Perform (SP): Returns expected to be in line with sector average over 12 months.

Underperform (U): Returns expected to be materially below sector average over 12 months.

Risk Qualifiers:

Average Risk (Avg): Volatility and risk expected to be comparable to sector; average revenue and earnings predictability; no significant cash flow/financing concerns over coming 12-24 months; and/or fairly liquid.

Above Average Risk (AA): Volatility and risk expected to be above sector; below average revenue and earnings predictability; may not be suitable for a significant class of individual equity investors; may have negative cash flow; and/or low market cap or float.

Speculative (Spec): Risk consistent with venture capital; low public float; potential balance sheet concerns; and/or risk of being delisted.

Valuation and Price Target Impediments

When RBC Wealth Management assigns a value to a company in a research report, FINRA Rules and NYSE Rules (as incorporated into the FINRA Rulebook) require that the basis for the valuation and the impediments to obtaining that valuation be described. Where applicable, this information is included in the text of our research in the sections entitled "Valuation" and "Price Target Impediment" respectively.

The analyst(s) responsible for preparing this research report received compensation that is based upon various factors including total revenues RBC Capital Markets Corporation and its affiliates, a portion of which are or have been generated by investment banking activities of RBC Capital Markets Corporation and its affiliates.

Other Disclosures

Prepared with the assistance of our national research sources. RBC Wealth Management prepared this report and takes sole responsibility for its content and distribution. The content may have been based, at least in part, on material provided by Credit Suisse, one of our correspondent research services. Credit Suisse has given RBC Wealth Management general permission to use its research reports as source materials, but has not reviewed or approved this report, nor has it been informed of its publication. Credit Suisse may from time to time have long or short positions in, effect transactions in, and make markets in securities referred to herein. Credit Suisse may from time to time perform investment banking or other services for, or solicit investment banking or other business from, any company mentioned in this report.

RBC Wealth Management endeavors to make all reasonable efforts to provide research simultaneously to all eligible clients, having regard to local time zones in overseas jurisdictions. In certain investment advisory accounts, RBC Wealth Management will act as overlay manager for our clients and will initiate transactions in the securities referenced herein for those accounts upon receipt of this report. These transactions may occur before or after your receipt of this report and may have a short-term impact on the market price of the securities in which transactions occur. RBC Wealth Management research is posted to our web sites to ensure eligible clients receive coverage initiations and changes in rating, targets, and opinions in a timely manner. Additional distribution may be done by sales personnel via e-mail, fax, or regular mail. Clients may also receive our research via third-party vendors. Please contact your RBC Wealth Management Financial Consultant for more information regarding RBC Wealth Management research.



Disclosures & Disclaimer

Conflicts Disclosure: RBC Wealth Management's Policy for Managing Conflicts of Interest in Relation to Investment Research is available from us on request and is also made available on our website at <http://www.rbccm.com/GLDisclosure/PublicWeb/DisclosureLookup.aspx?EntityID=2>. We reserve the right to amend or supplement this policy at any time. For the current policy, please check our website.

The author(s) is/are employed by RBC Wealth Management, a division of RBC Capital Markets Corporation, a securities broker-dealer with principal offices located in Minnesota and New York, USA.

Disclaimer

This comment is prepared by the Technical Research group of RBC Wealth Management. All views expressed are the opinions of the RBC Wealth Management Technical Research group based solely on the historical technical behavior (price and volume) and their expectations of the most likely direction of a market or security. No guarantee of that outcome is ever implied. These opinions may differ from the fundamental research view(s) of RBC Wealth Management, its affiliates or its national research sources. This fundamental research view, if it exists, is available in written research that is available from your RBC Wealth Management Financial Consultant. The issuance of this report does not constitute coverage of any of the issuers referenced herein and the technical opinions contained in this report are subject to change without notice. RBC Wealth Management has no obligation to inform you of such a change.

The information contained in this report has been compiled by RBC Wealth Management from sources believed to be reliable, but no representation or warranty, express or implied, is made by Royal Bank of Canada, RBC Wealth Management, its affiliates or any other person as to its accuracy, completeness or correctness. All opinions and estimates contained in this report constitute RBC Wealth Management's judgment as of the date of this report, are subject to change without notice and are provided in good faith but without legal responsibility. This report is not an offer to sell or a solicitation of an offer to buy any securities. Past performance is not a guide to future performance, future returns are not guaranteed, and a loss of original capital may occur. Every province in Canada, state in the U.S. and most countries throughout the world have their own laws regulating the types of securities and other investment products which may be offered to their residents, as well as the process for doing so. As a result, any securities discussed in this report may not be eligible for sale in some jurisdictions. This report is not, and under no circumstances should be construed as, a solicitation to act as a securities broker or dealer in any jurisdiction by any person or company that is not legally permitted to carry on the business of a securities broker or dealer in that jurisdiction. Nothing in this report constitutes legal, accounting or tax advice or individually tailored investment advice. This material is prepared for general circulation to clients, including clients who are affiliates of RBC Wealth Management, and does not have regard to the particular circumstances or needs of any specific person who may read it. The investments or services contained in this report may not be suitable for you and it is recommended that you consult an independent investment advisor if you are in doubt about the suitability of such investments or services. To the full extent permitted by law neither RBC Wealth Management nor any of its affiliates, nor any other person, accepts any liability whatsoever for any direct or consequential loss arising from any use of this report or the information contained herein. No matter contained in this document may be reproduced or copied by any means without the prior consent of RBC Wealth Management. RBC Wealth Management is a division of RBC Capital Markets Corporation, which is an indirect wholly-owned subsidiary of the Royal Bank of Canada and, as such, is a related issuer of Royal Bank of Canada. Additional information is available upon request. Copyright © 2010 by RBC Capital Markets Corporation. Member NYSE/FINRA/SIPC. All rights reserved.